

New LongRange Runtime Version 10

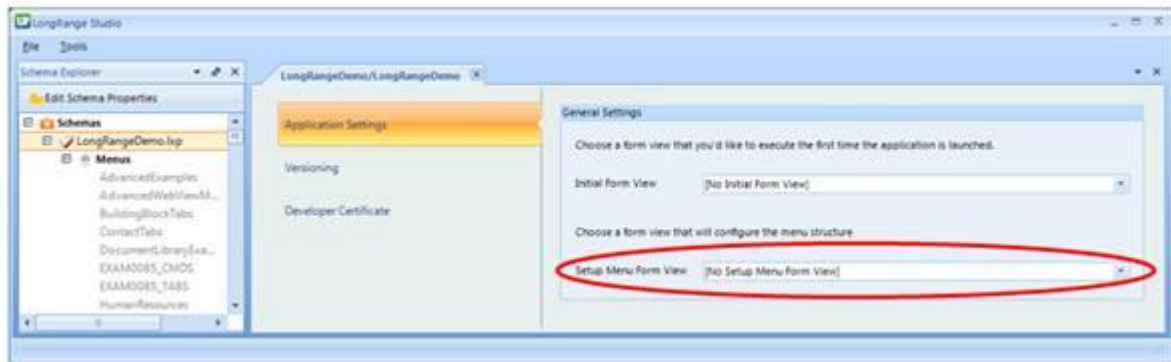


New Feature - Control of application menus at logon

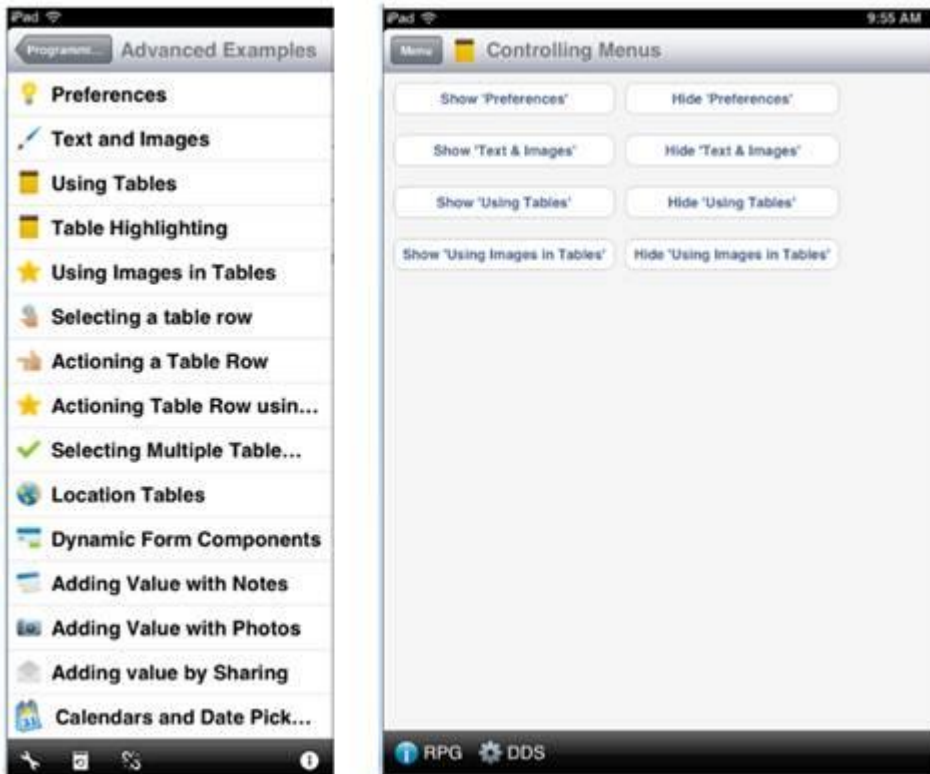
You may now use a form view program to handle the initial log on to a LR App and to control what application menu options appear initially.

This allows a single mobile device to be used so that different users have access to different menu options.

Your form view program is specified via LongRange Studio ...



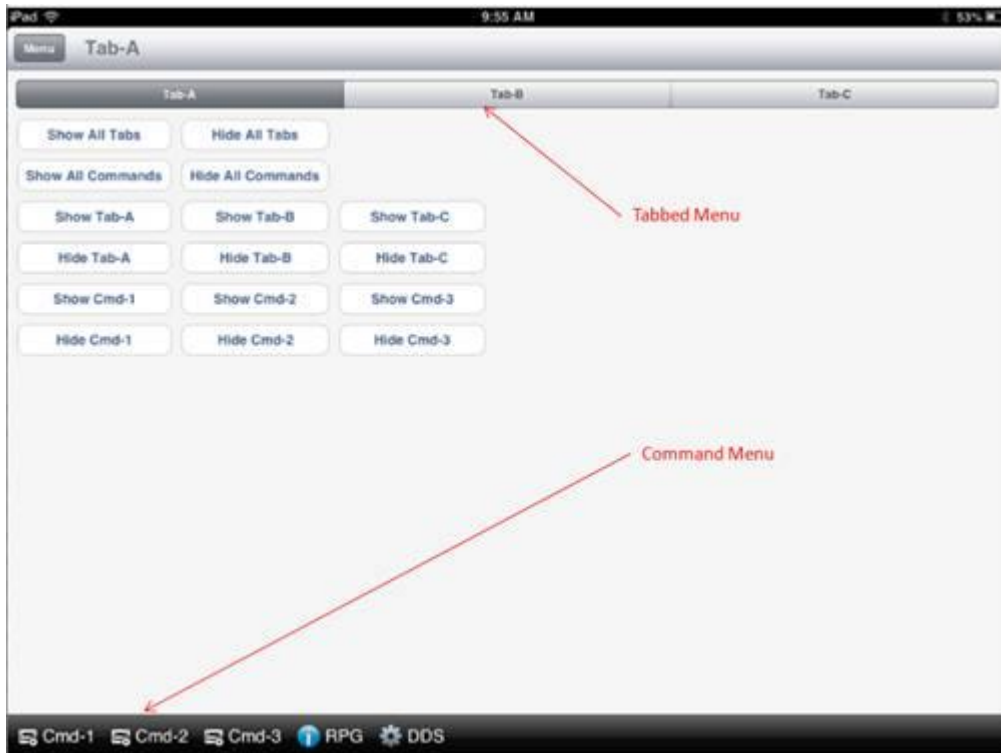
You can also cause Menu items to appear and disappear dynamically in any form view as this new RPG example demonstrates.....



New RPG and RDMLX (LANSA) examples will become available over the next few weeks.

New Feature 2 – Dynamic control of Tabbed and Command menus

You can now programmatically control what appears on Tabbed and Command menus as this new RPG example demonstrates



To start using run time version you need

- LongRange Studio from <http://www.longrangemobile.com/upgrade.htm>
- iPhone/iPad client from <https://itunes.apple.com/au/app/longrange/id508286590?mt=8>
- Android client from <https://play.google.com/store/apps/details?id=com.lansa.longrange>
- If you use RDMLX (LANSA) - LongRange Server from <http://www.lansa.com/products/longrange/lrdownloadcenter.htm>